



**GROUND FORCE ELITE  
STEERING ANGLE COUPLING BOLTS  
REPLACEMENT INSTRUCTIONS**  
PART # W25173804262

**Required Tools and Parts: (Included)**

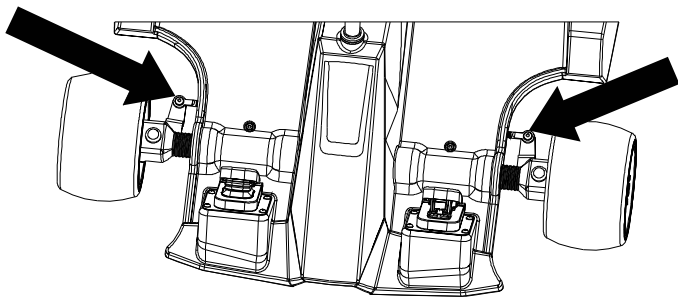
- A. Two (2) 3 mm Allen Wrenches
- B. 4 mm Allen Wrench
- C. 8 mm/10 mm Wrench
- D. Two (2) Step Screws
- E. Two (2) Washers
- F. Two (2) Lock Nuts

**⚠ WARNING**

**⚠ CAUTION:** To avoid potential shock or other injury, turn power switch OFF and disconnect charger before conducting any assembly or maintenance procedures. Failure to follow these steps in the correct order may cause irreparable damage.

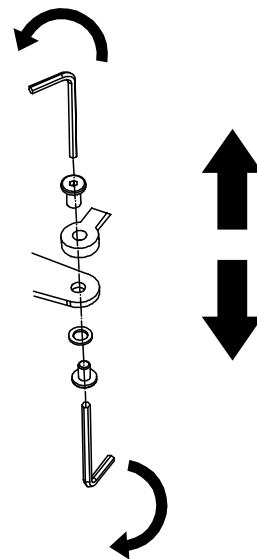
**Step 1**

Locate steering angle coupling bolts.



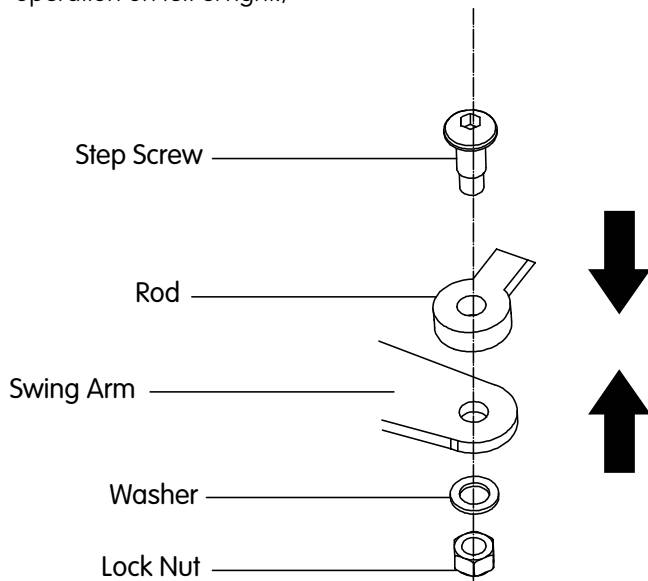
**Step 2**

Use two (2) 3 mm Allen wrenches to disassemble the coupling bolts. (Same operation on left & right.)



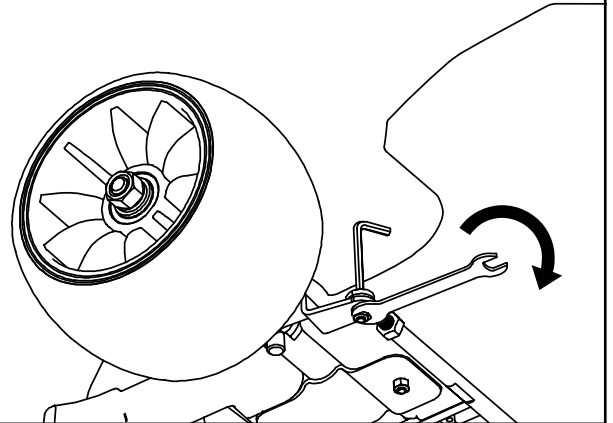
### Step 3

Please follow the assembling order of the picture. (Same operation on left & right.)



### Step 4

Tighten the screw and nut with a 4 mm Allen wrench and an 8 mm wrench. (Same operation on left & right.)



### Note

To install a new coupling bolt, reverse steps 1-4.

**ATTENTION: Charge battery 12 hours before using.**