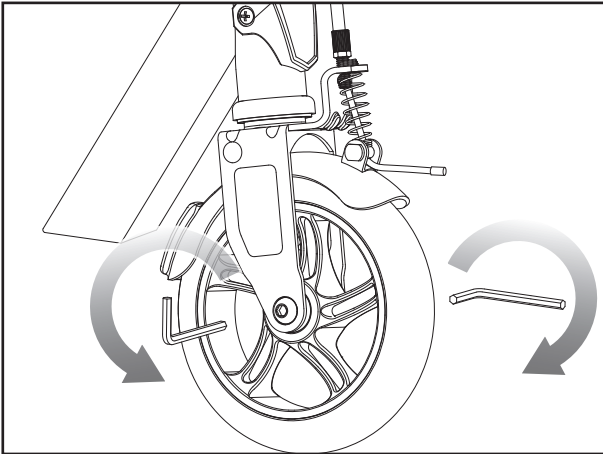


Required Tools: (Not included)

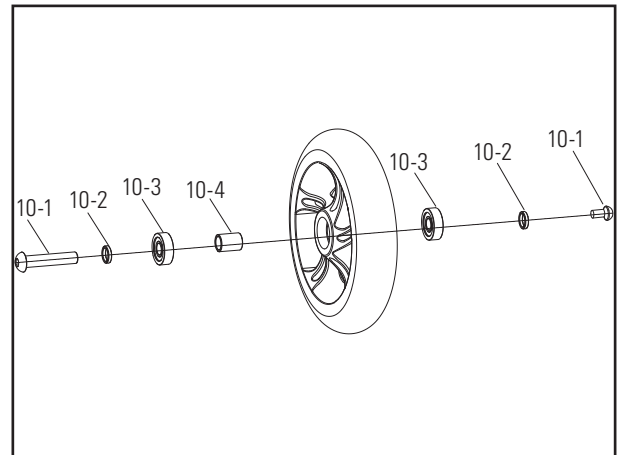
A. Two (2) 5 mm Allen wrenches

⚠WARNING**⚠CAUTION:** To avoid potential shock or other injury, turn power switch OFF and disconnect charger before performing any assembly or maintenance procedures. Failure to follow these steps in the correct order may cause irreparable damage.**Step 1**

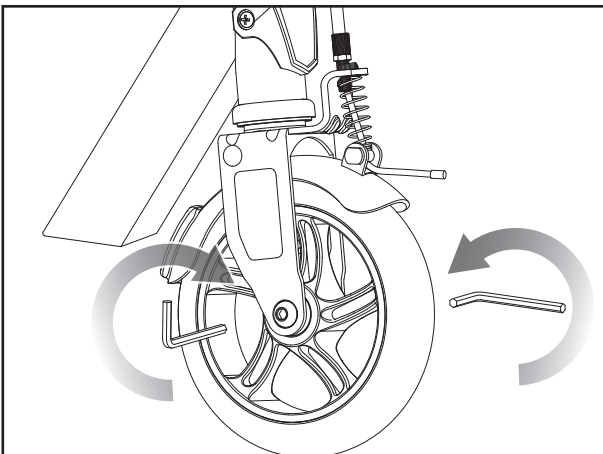
Using two (2) 5 mm Allen wrenches, loosen the axle bolt. Remove wheel.

**Step 2**

Note the sequence of the hardware.

**Step 3**

Install the new wheel. Using two (2) 5 mm Allen wrenches, tighten the axle bolt.

**Attention: Charge battery for 12 hours before using.**