



**CRAZY CART® SHIFT
HEADSET BEARINGS REPLACEMENT
PART # W13112099026**

Required Tools: (Not included)

- A. Adjustable wrench or 36 mm open wrench
- B. 6 mm Allen wrench

⚠ WARNING

⚠ CAUTION: To avoid potential shock or other injury, turn power switch OFF and disconnect charger before conducting any assembly or maintenance procedures. Failure to follow these steps in the correct order may cause irreparable damage.


Step 1

Using a 6 mm Allen wrench loosen up the steering bolt and pull the steering wheel off from the unit. Set steering wheel aside.




Step 2

Using an adjustable wrench or a 36 mm open wrench loosen up and remove the lock nut and washer from the fork. Set lock nut and washer aside.




Step 3

Place the unit on its side or stand it up, remove the threaded race off from the fork and set aside.




Step 4

Remove the front fork from the unit and set aside.



Step 5

Remove the bearing retainer off from the fork and set aside.



Step 6

Remove the bearing retainer off from the top cup and set aside.



Step 7

Reverse the procedures.

ATTENTION: Charge battery 12 hours before using.